
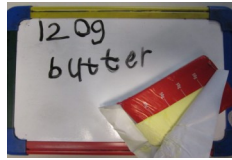
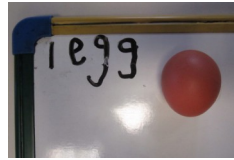


Instructions on how to make a Gingerbread Man.

Ingredients

Wet ingredients:




Dry ingredients:




Method

1. Mix all the wet ingredients in one bowl.



2. Mix all the dry ingredients in another bowl.



3. Combine wet and dry mixes.



4. Wrap in a plastic bag and chill for an hour.



5. Roll out and cut out a gingerbread man.

6. Bake in an oven at 180C for about 15 minutes.

7. Decorate with eyes, smiley face and buttons made out of icing.

Warning: Watch out that he doesn't run away!

